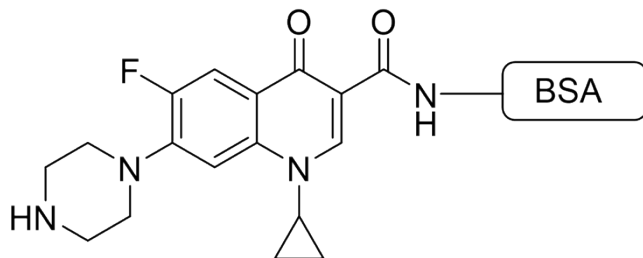


Certificate of Analysis

Description of the Material:

- (a) Chemical Name: Ciprofloxacin-BSA
- (b) Molecular Weight: 69kDa
- (c) Conjugation chemistry: Ciprofloxacin molecules are conjugated to the BSA via its surface amines.



- (d) Appearance: Frozen solution in a microcentrifuge tube.
- (e) Amount: Each tube contains 1 mg of product.
- (f) Concentration: 2.32 mg/mL in 1xPBS
- (g) Usage: After defrosting, centrifuge to remove any precipitate prior usage.

SKU Code and Lot Number:

- (a) SKU Code: CM52135-1MG
- (b) Lot Number: S302-80.S7.0804B

Purity, MS, and Labeling Data:

- (a) Purity: $\geq 99\%$ of conjugate
- (b) MS Data: 68,980 Da
- (c) Degree of Labeling (DOL): A pool of heterogeneous ciprofloxacin-BSA conjugates (the site of ciprofloxacin labeling on the BSA may vary for individual components). Average of ciprofloxacin per BSA: ~8 by MS.

Intended use: For research and development use only.

Solubility: Soluble in water.

Hazard Information: See SDS.

Shelf life, Storage/Stability as Supplied: The conjugate is fairly stable at ambient temperature. Recommended long-term storage is at -20°C or preferably in a -80°C freezer.

Expiration Date: 1 year after receiving if stored at -20°C or below.

Certified by: 
Certifying Officer: Yumei Huang

Date Appendix: HPLC and MS Data

Figure 1. Overlay size exclusion HPLC spectrum of BSA (before labeling, blue trace) and BSA-Ciprofloxacin in PBS buffer (after labeling, red trace). Average Delt Rt: ~0.137 min

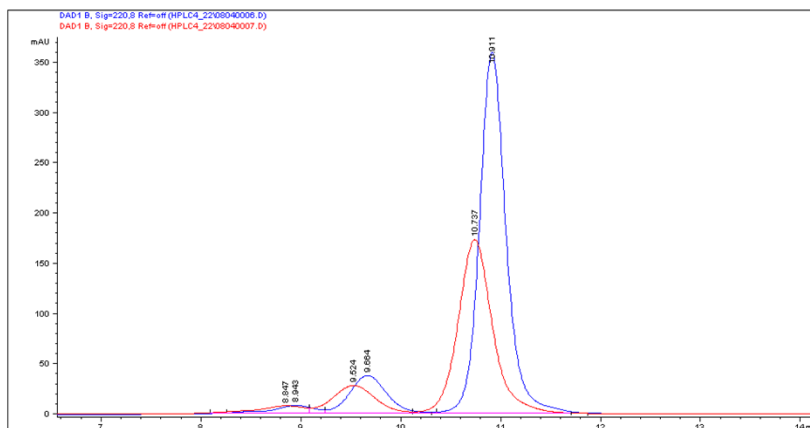
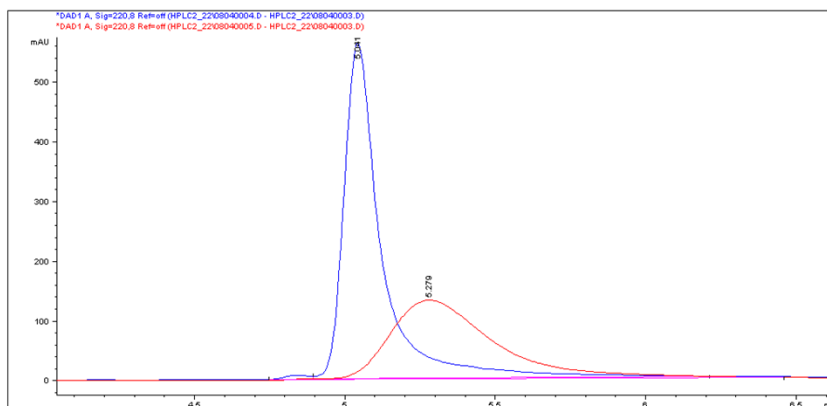
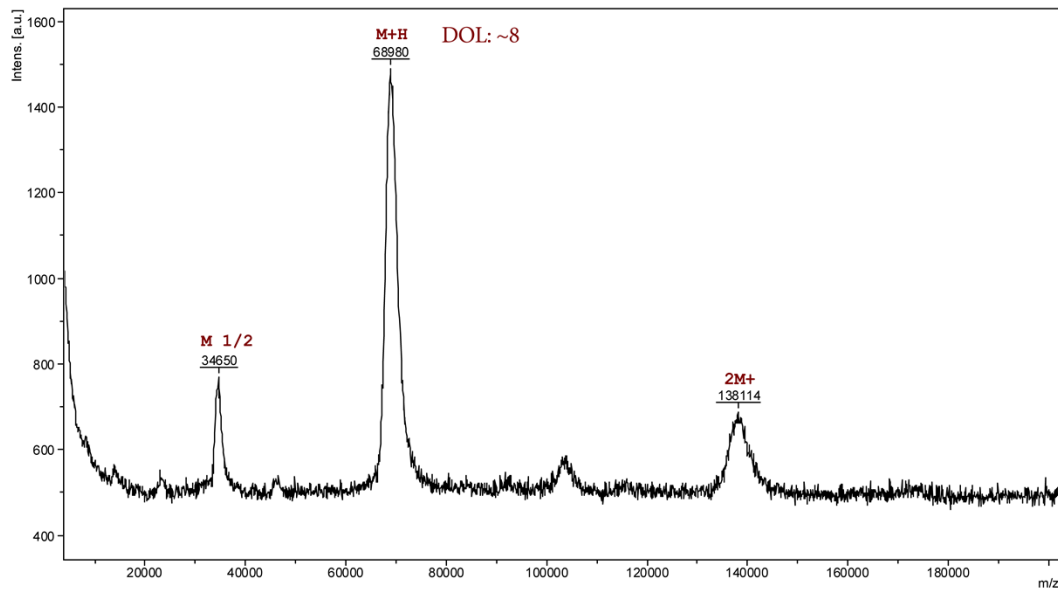


Figure 2. Overlay reversed phase C4 HPLC spectrum of BSA (before labeling, blue trace) and BSA- Ciprofloxacin in PBS buffer (after labeling, red trace). Delt Rt: 0.238 min



MALDI-TOF Mass Analysis of Ciprofloxacin-BSA



Bruker Daltonics flexAnalysis

printed: 8/12/2022 12:06:49 PM