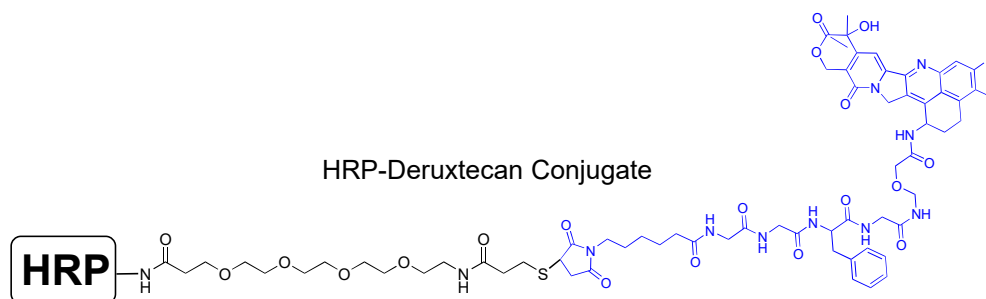


Certificate of Analysis

Description of the Material:

- (a) Chemical Name: HRP-Deruxtecan (Dxd) (1:1) Conjugate with dPEG4 Linker
- (b) Chemical Structure:



- (c) Molecular Weight: 44.5 KDa.
- (d) Appearance: Brownish lyophilized powder in a 2.0 mL centrifuge tube.
- (e) Amount: Each tube contains 0.5 mg of HRP-Deruxtecan Conjugate.
- (f) Reconstitution: Dissolve in 325 μ L of deionized water to achieve 1.54 mg/mL in 1xPBS buffer containing sugar-based stabilizer (no preservative).

SKU Code and Batch Number:

- (a) SKU Code: CM53215-0.5MG or CM53215-2MG
- (b) Lot Number: S480.S13.0117D

Purity, Activity, MS, and Loading:

- (a) HPLC analysis: \geq 99% of one Deruxtecan labeled HRP, free of any unreacted HRP and Deruxtecan (Chromatography purified). Less than 5% of aggregates.
- (b) MALDI-TOF MS Data for Intact Conjugate: 44511 Da
- (c) HRP Activity: \geq 258 units/mg protein [Unit Definition. One unit is amount of enzyme that will form 1.0 mg purpurogallin from pyrogallol in 20 sec. at pH 6.0 at 20 °C]
- (d) Deruxtecan over HRP ratio: 1.0 (by MADLI TOF mass difference analysis).

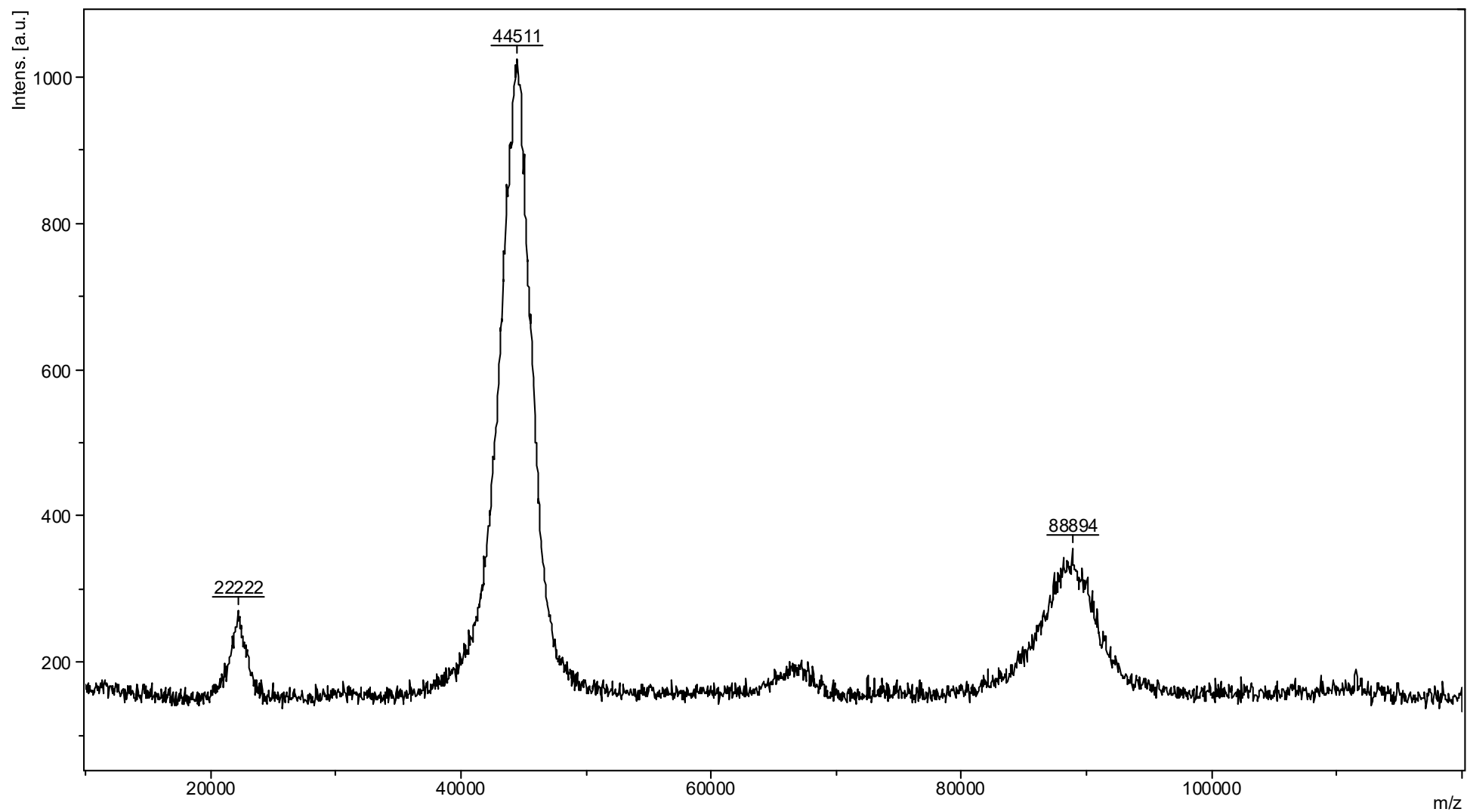
Intended Use: For research and development use only.


Hazard Information: See SDS.

Shelf life, Storage/Stability: The conjugate is fairly stable as solid at ambient temperature. Recommended long-term storage is at -20°C or preferably in a -80°C freezer. After reconstitution, the stock solution could be used up to 1 week if stored at 2-8°C, and for about 2-4 weeks if stored frozen at -20°C or below; without significantly losing HRP activity.

Expiration date: 1 year after receiving if stored at -20°C or below.

Data Appendix: Size exclusion HPLC and MALDI-TOF MS Data.



 CellMosaic, Inc. www.cellmosaic.com
10 A Roessler Road, Woburn, MA 01801, USA.

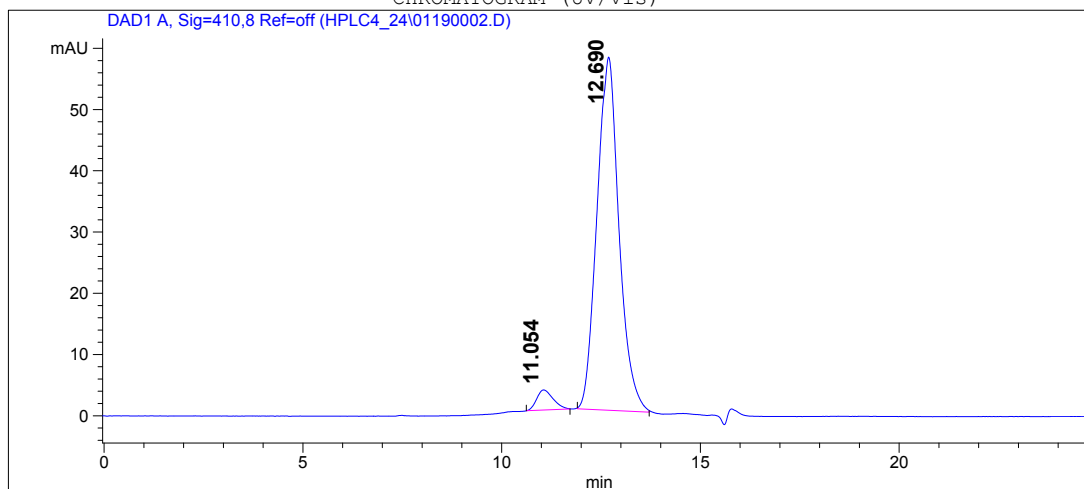
HPLC ANALYSIS DATA

Data Acquired By:QC
Sample Location:Vial 2
Sample Name:S480.S13.0117D

Actual injection Volume:10.0 uL
Sequence Name:
Method:C:\HPCHEM\1\METHODS\END.M
Pressure: 43.0 bar
Flow: 0.750 uL/min
Temp (C): 25.0 C

-- SAMPLE INFORMATION --
S480.S13.0117D
HRP_Deruxtecان Solution
With Stabilizer, 1.54 mg/mL

CHROMATOGRAM (UV/Vis)



Signal Description Wavelength(nm), Bw	Retention Time [Min.]	Area [mAU.s]	Area %
DAD1 A, Sig=410,8 Ref=off	11.054	94.4	4.1
	12.690	2225.2	95.9

*****END OF REPORT*****